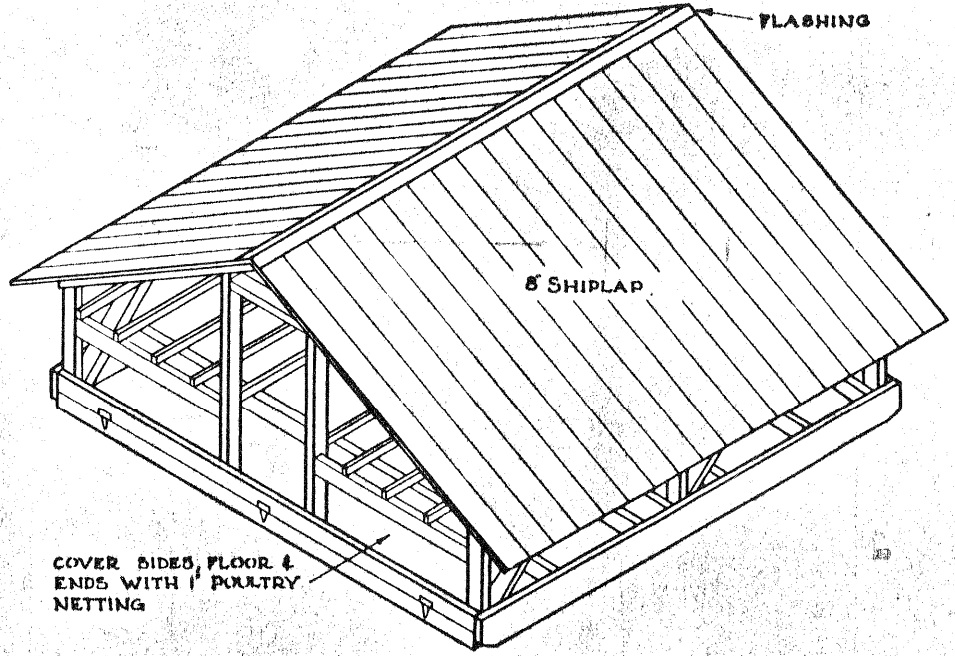
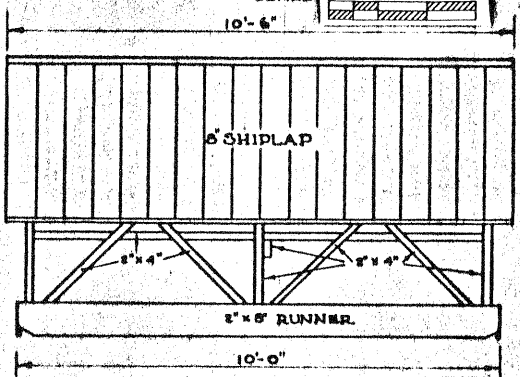


• PLAN VIEW •
SCALE 1/2" = 6'-0"

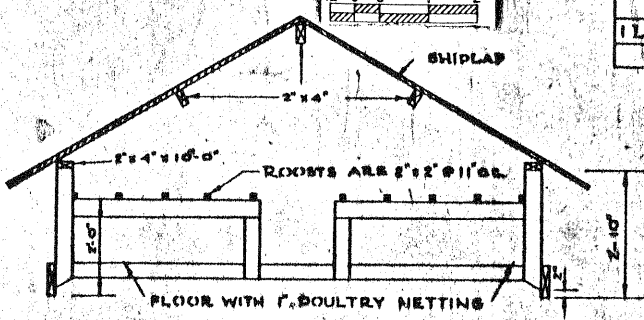


COVER SIDES, FLOOR & ENDS WITH 1" POULTRY NETTING

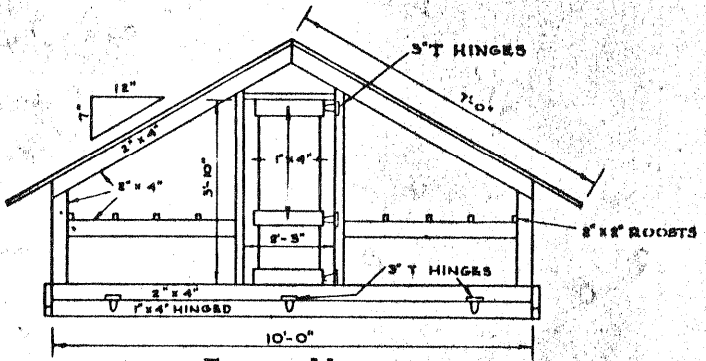
• ISOMETRIC VIEW •
SCALE 1/2" = 6'-0"



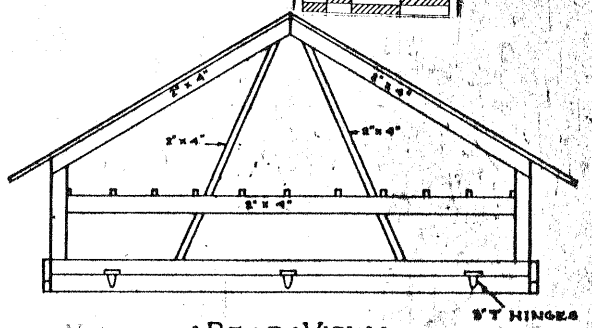
• SIDE ELEVATION •
SCALE 1/2" = 6'-0"



• SECTION •
SCALE 1/2" = 6'-0"



• FRONT VIEW •
SCALE 1/2" = 6'-0"



• REAR VIEW •
SCALE 1/2" = 6'-0"

• BILL OF MATERIAL •

NUMBER	SIZE	LENGTH	REMARKS
2	2" x 6"	10'-0"	RUNNERS
10	2" x 2"	10'-0"	ROOSTS
3	1" x 4"	10'-0"	
12	2" x 4"	10'-0"	
6	2" x 4"	6'-0"	
6	2" x 4"	7'-0"	
18	6"	14'-0"	SHIPLAP
9	3"		T HINGES
6 LBS	8d		WIRE NAILS
10 LBS	16d		
4 LBS			SMALL STAPLES
1 LENGTH	24" WIRE	110'-0"	1" POULTRY NETTING
1	6" WIDE	10'-6"	G.I. FLASHING

Note:

This archival plan is provided as a study plan only and may not be suitable for construction without modification, and may not be applicable to all locales. Code officials and other authorities should always be consulted before any construction is attempted.

COOPERATIVE EXTENSION WORK IN AGRICULTURE AND HOME ECONOMICS
AND U. S. DEPT. OF AGRICULTURE COOPERATING
SUMMER RANGE POULTRY SHELTER
M.W. EX. 5400 SHEET 1 OF 1